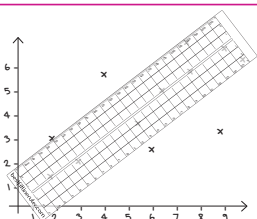
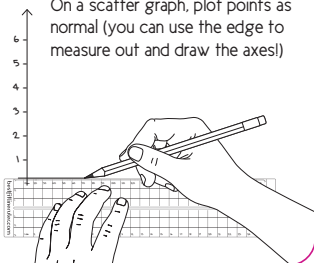


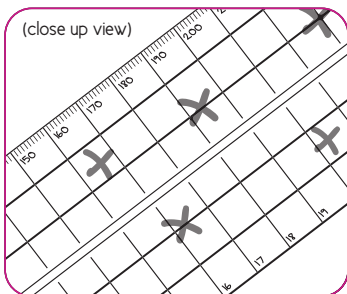
Instructions for use:

On a scatter graph, plot points as normal (you can use the edge to measure out and draw the axes!)

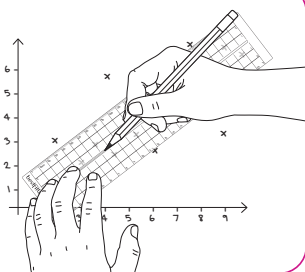


Once you have plotted all data points place the BFLR over them following their pattern

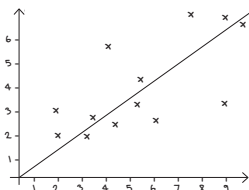
(close up view)



Use the grid to check points are equally spaced either side. Adjust until the central slit is in the best fit line position



Slide pencil along central slit to mark the line of best fit



Finished result
(don't forget to label your axes!)